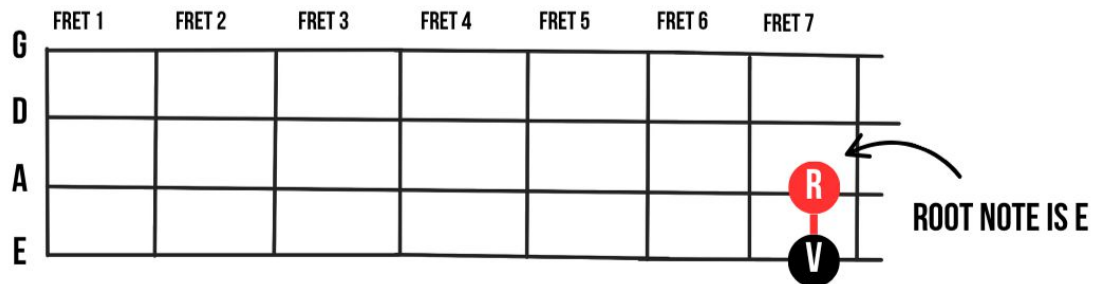


# Beyond Basics on Bass

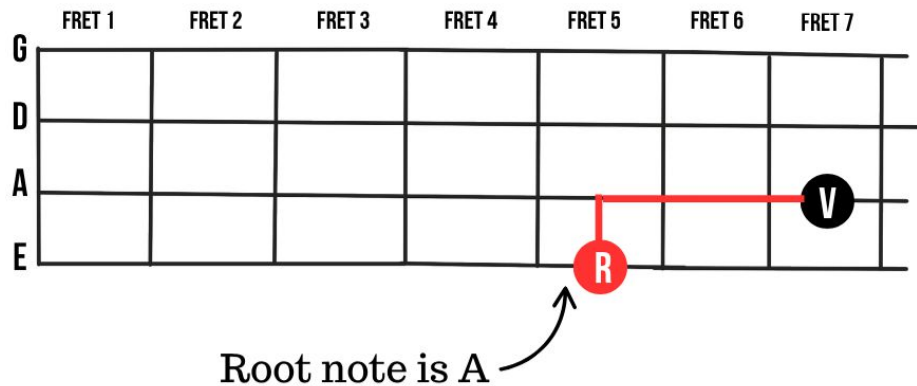
## Shapes & Patterns

### Root-Fifth: “VERTICLE LINE”



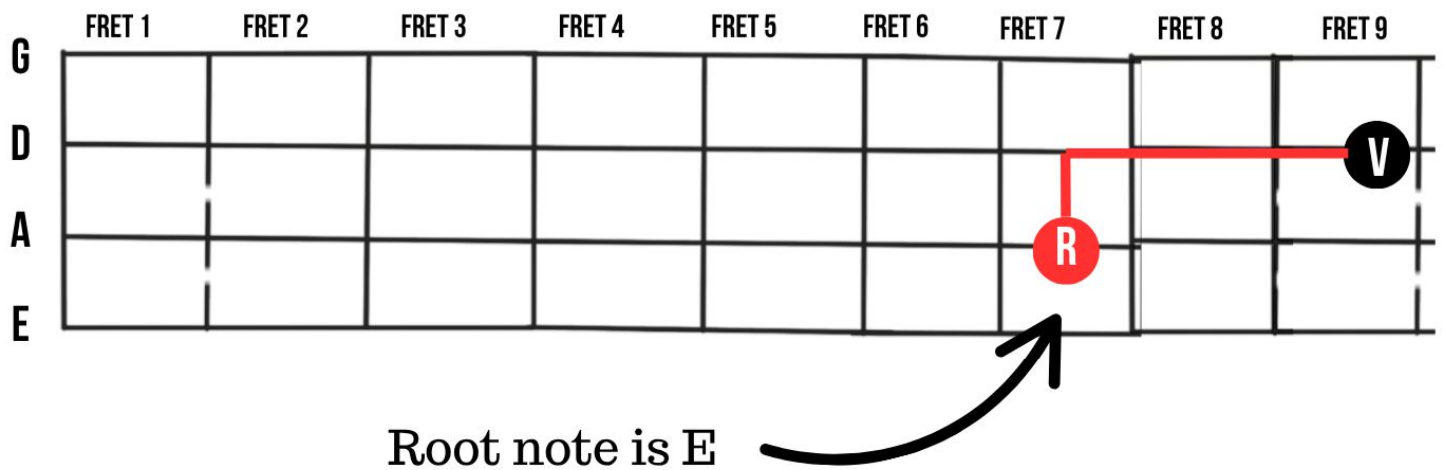
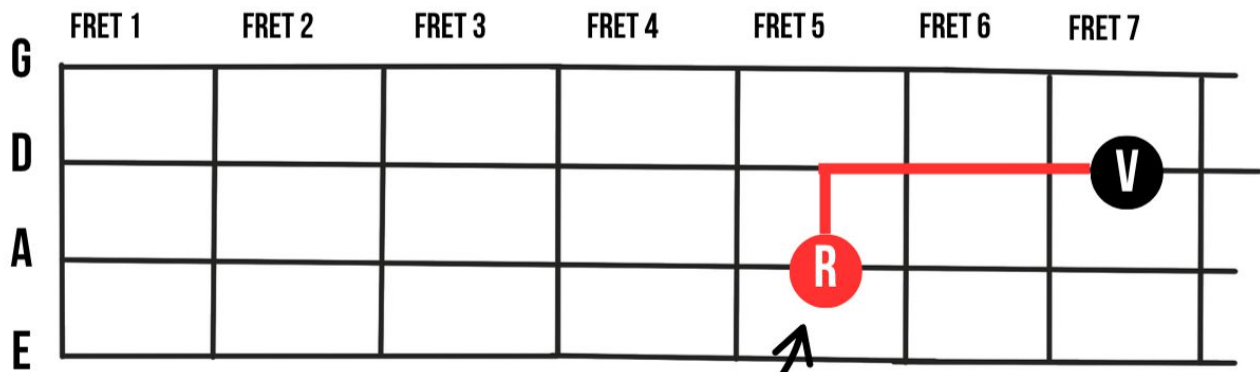
What do you do if you are playing on the E string, or want a higher tone?

### Root-Fifth Alternate: SIDEWAYS “L”



The tone of the fifth in this shape is lower than the root note, and in the “L shape,” the fifth note tone is higher than the root note.

**\*\*Which string your root note is on will determine which 5<sup>th</sup> shape you use, as well as what sound you are trying to create.**



## PRACTICE ROOT - FIFTH

### CALL ME THE BREEZE

**A**

THEY CALL ME THE BREEZE, I KEEP BLOWIN' DOWN THE ROAD

**D**

**A**

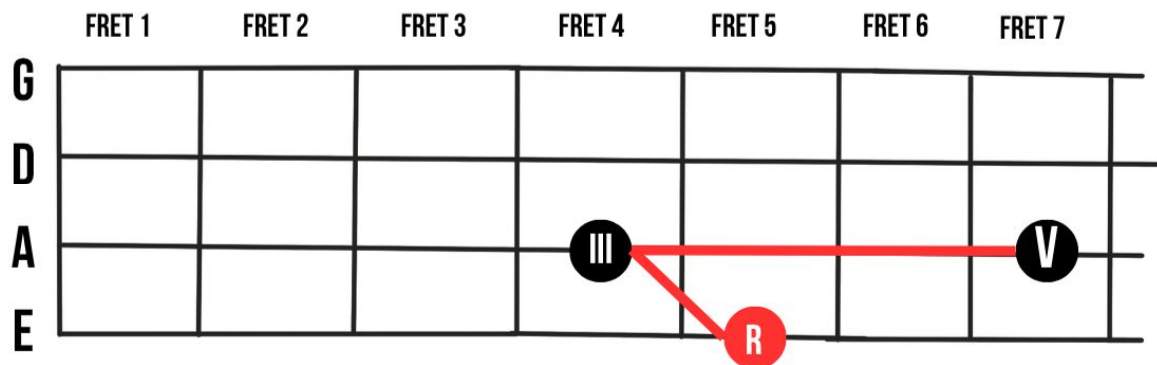
WELL NOW THEY CALL ME THE BREEZE, I KEEP BLOWIN' DOWN THE ROAD

**E**

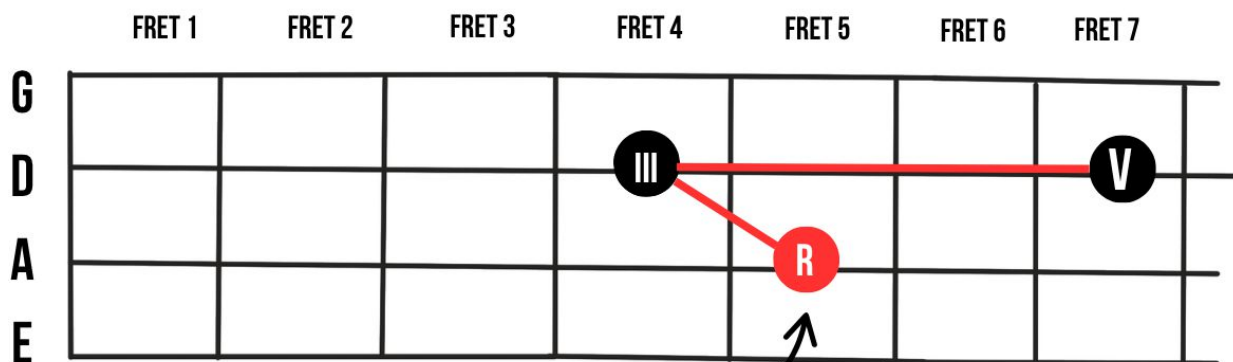
**A**

I AIN'T GOT ME NOBODY, I DON'T CARRY ME NO LOAD

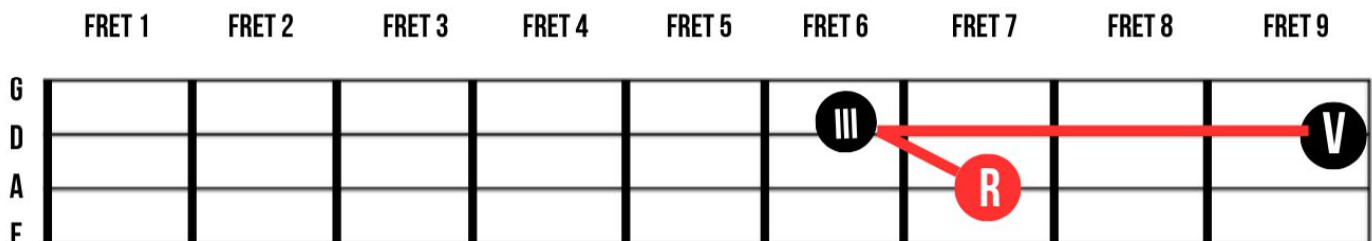
# Major Triad: “Sideways Checkmark”



Root note is A



Root note is D



Root note is E

## **PRACTICE:**

### **CALL ME THE BREEZE - A**

**A**

THEY CALL ME THE BREEZE, I KEEP BLOWIN' DOWN THE ROAD

**D**

**A**

WELL NOW THEY CALL ME THE BREEZE, I KEEP BLOWIN' DOWN THE ROAD

**E**

**A**

I AIN'T GOT ME NOBODY, I DON'T CARRY ME NO LOAD

# Walking Bass (Ascending): ‘Zig Zag’

FRET 1 FRET 2 FRET 3 FRET 4 FRET 5 FRET 6 FRET 7

G  
D  
A  
E

6 *b*7 3 5

R

Here the root note is A

T 4 5

A 4 7

B 5

FRET 1 FRET 2 FRET 3 FRET 4 FRET 5 FRET 6 FRET 7

G  
D  
A  
E

6 *b*7 3 5

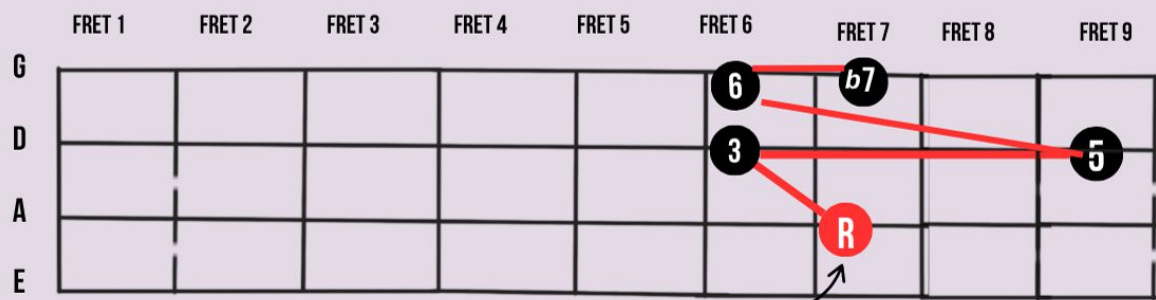
R

Root note is D


T 4 5

A 4 7

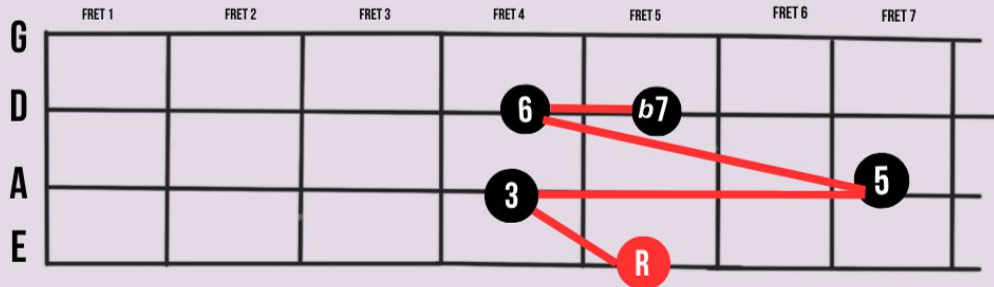
B 5



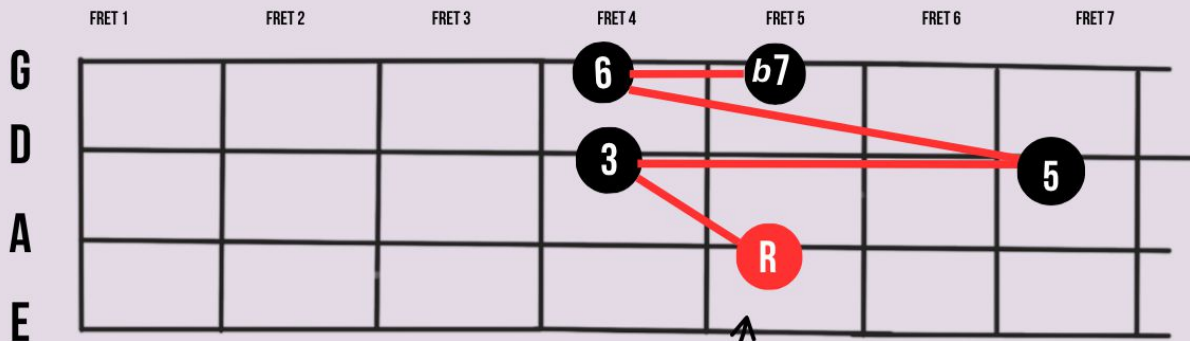
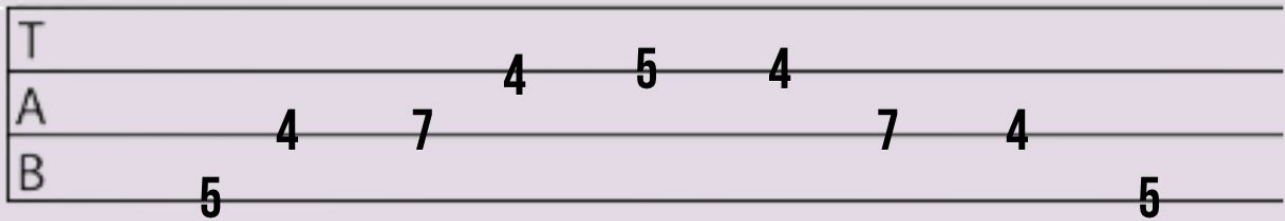
Here the root note is E




## Walking Bass (ascending and descending): “Zig Zag” (continued)

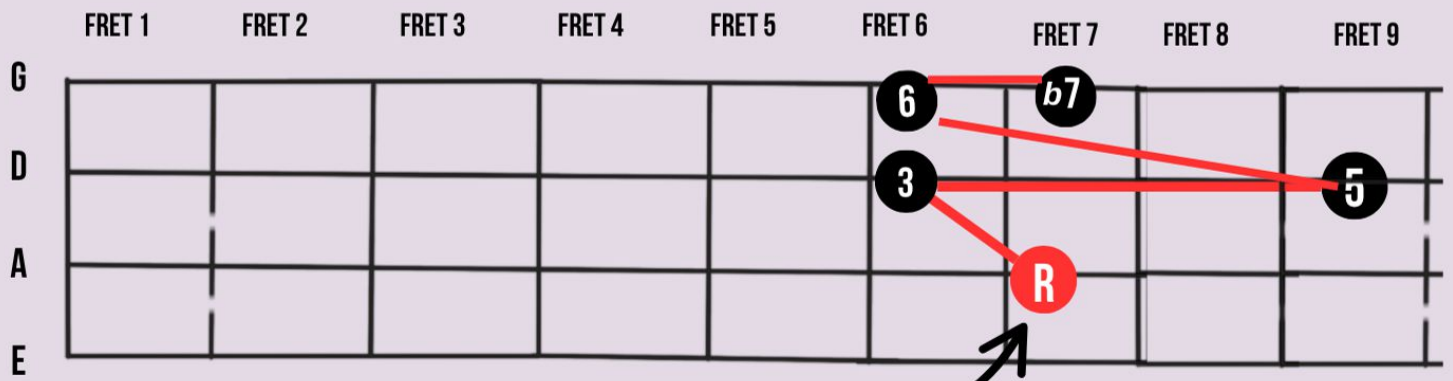


Here the root note is A



Here the root note is D







# PUTTING IT ALL TOGETHER

## CALL ME THE BREEZE IN A

### [CHORUS]

**A**

THEY CALL ME THE BREEZE, I KEEP BLOWIN' DOWN THE ROAD

**D**

**A**

WELL NOW THEY CALL ME THE BREEZE, I KEEP BLOWIN' DOWN THE ROAD

**E**

**A**

I AIN'T GOT ME NOBODY, I DON'T CARRY ME NO LOAD

-

### [VERSE 1] **A**

AIN'T NO CHANGE IN THE WEATHER, AIN'T NO CHANGES IN ME

**A**

WELL THERE AIN'T **D**CHANGE IN THE WEATHER AIN'T NO CHANGES IN ME

AND I AIN'T **E**HIDIN' FROM NOBODY, NOBODY'S HIDIN' FROM ME **A**

OH, THAT'S THE WAY ITS SUPPOSED TO BE

### [SOLO]

**A D A E D A D A E D A**

**[CHORUS]**

**A**  
THEY CALL ME THE BREEZE, I KEEP BLOWIN' DOWN THE ROAD

**D** **A**  
WELL NOW THEY CALL ME THE BREEZE, I KEEP BLOWIN' DOWN THE ROAD

**E7** **A**  
I AIN'T GOT ME NOBODY, I DON'T CARRY ME NO LOAD

**[VERSE 2]**

**A**  
WELL I GOT THAT GREEN LIGHT BABY, I GOT TO KEEP MOVIN' ON

**D** **A**  
WELL I GOT THAT GREEN LIGHT BABY , I GOT TO KEEP MOVIN' ON

**E7** **A**  
WELL I MIGHT GO OUT TO CALIFORNIA, MIGHT GO DOWN TO GEORGIA, I DON'T KNOW

**[SOLO]**

**A D A E D A D A E D A**

**[CHORUS]**

**A**  
THEY CALL ME THE BREEZE, I KEEP BLOWIN' DOWN THE ROAD

**D** **A**  
WELL NOW THEY CALL ME THE BREEZE, I KEEP BLOWIN' DOWN THE ROAD

**E7** **A**  
I AIN'T GOT ME NOBODY, I DON'T CARRY ME NO LOAD

**E7** **D (STOP)** **A**  
I AIN'T GOT ME NOBODY, HEY! I DON'T CARRY ME NO LOAD