

Bass Basics Workshop

With Devin Scott

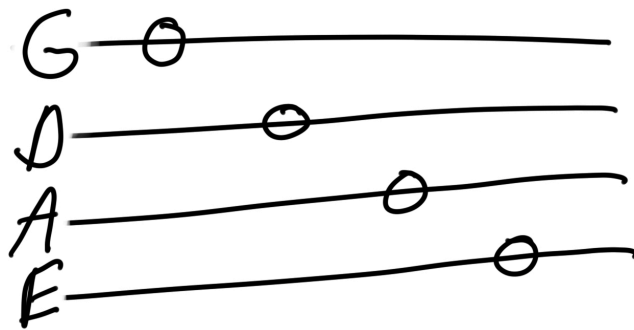
So You have a bass.... Now what?

In this workshop we are going to start at the very beginning (What are the strings) and by the end we will be playin a song. So let's go!

Bass Strings

Lowest to highest note E-A-D-G

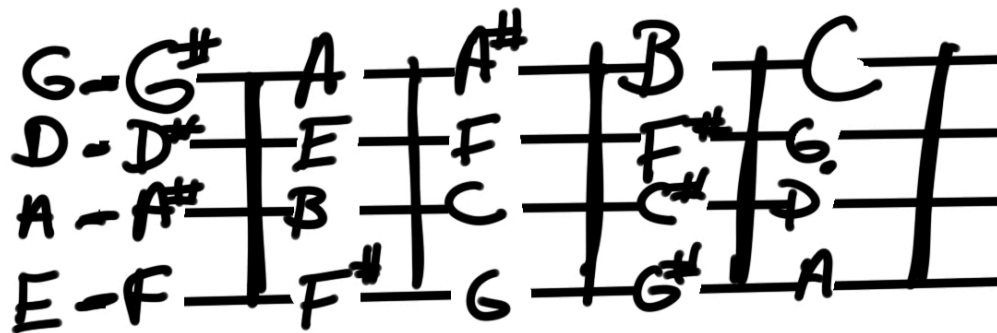
Now just like with the uke, Bass tabs are written with the top string on the bottom



Plucking the strings

Finger vs Thumb

Learning the notes



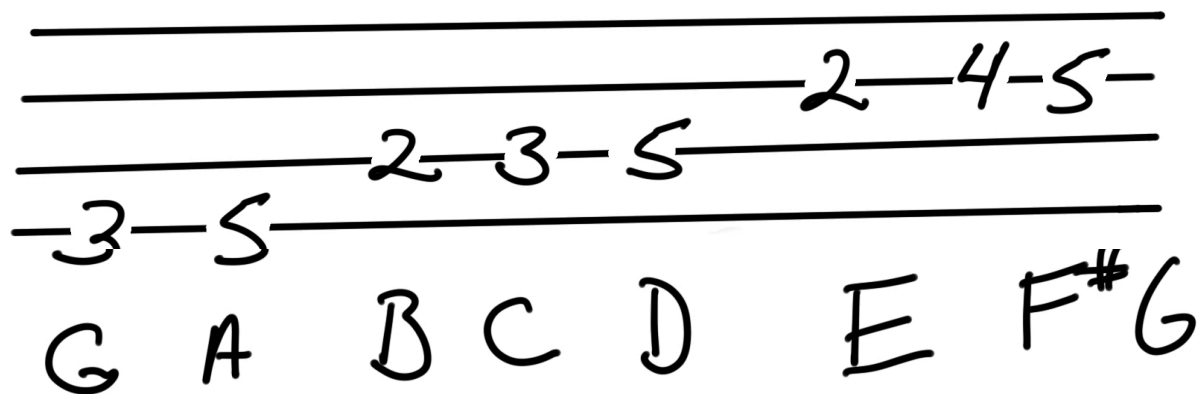
Scales

Boooo. Am I right?

But scales are a great way to learn the notes and then help you pick notes to play later!

So bare with me here and let's learn a scale


G Scale



Playing the first song


An easy way to start out is to just play the root note of each chord

A	E7	F#m	D
Country Roads, take me home, to the place I belong			
A	E	D	A
West Virginia, mountain mama, take me home, country roads.			



A **F#m** **E** **D**
Almost Heaven, West Virginia, Blue Ridge Mountains, Shenandoah
A
River.

A **F#m** **E**
Life is old there, older than the trees, younger than the
D **A**
mountains, growin' like a breeze.



Most important thing!

If you want to learn you have to

PRACTICE!!!

Practice Tips

1. Start slow
2. One at a time
3. Metronome
4. Set time aside
5. Enjoy

Thanks



devinscottukulele@gmail.com
Facebook - Devin Scott Ukulele