

THE SILVER CREEK
INTERNATIONAL
UKULELE CARNIVAL
SINGALONG BOOK!



2021!!!

Foreword

Why in the world am I compiling these songs? That's a really good question, and I ask myself that all the time when I get hung up on a song and can't figure it out. The truth is I started this to fill a need. I was meeting with a group of other ukers and we would decide what songs we were gonna play that night and everyone would bring their version of a song. Inevitably we would all have different words and different keys. From the very beginning, even before our group, I wanted not only people to strum and have fun with, I wanted to be able to help others play the ukulele and get them out and giving back to our community. To complete that goal I realized that some would not be able to afford the standard books that we had tried to use and some couldn't even afford to have the internet. So I started arranging these sheets so I could hand them out to anyone that wanted one and we could all have the same music. Then we could go out into our community and go to the schools, churches, libraries, hospitals, retirement and assisted living homes, and would be "spreading the Happy" to give back and help our area of the world. I then realized that if I put them online other people in the world could give back of themselves as well. So here we are... this Book will always be free and it will always be an ever-growing testament to my passion for life and the love of people and the ukulele. I encourage you, if you are reading this, put yourself out there. Put yourself out there and care. I promise that you will be richer than you ever thought you'd dare. I know, because I am already there. –Pete :O)

What the heck are those crazy things with your chords?

[T] - This with a chord means a down strum with your thumb.

[v] - This lower case v means down strum only

[^] - This up arrow means up strum only

[||] - This means do not sing or play for one strum it's a pause in play

**[STOP] – This with a chord means to strum the chord but stop playing
Immediately and stop the sound by putting your hand on the
Strings to mute them**

**[HOLD] – This with a chord means to strum the chord stop playing and
let the strings sing**

NOTE: I only have one rule. It's my Rule Number 1 - HAVE FUN!! :O)

Amie- Pure Prairie League Arr. Pete McCarty

[G][GHOLD][G] [F][F]][C][C] [G][GHOLD][G] [F][F]][C][C]
 [G][GHOLD][G] [F][F]][C][C] [G][GHOLD][G] [F][F]][C][C]

[G] I can see why [F] you think you be [G]-long to me [F][F][C][C] I [G] never
 try to [F] make you think or [G] let you see [G7] one thing for your [C]-self.
 But now you're [Bb] off with someone else and I'm a [C]-lone you see
 I [Bb] thought that I might keep you for my [D] own [D][D][D] [D][D][D][D]

[G] Amie, [F] what you wanna [C] do? [G] I think, [F] I could stay with
 [C] you For a [Am] while maybe [Am7] longer if I [D] do [D][D][D] [DHOLD]

[G][GHOLD][G] [F][F]][C][C] [G][GHOLD][G] [F][F]][C][C]

[G] Don't you think the [F] time is right for [G] us to find [F][F][C][C]
 [G] all the things we [F] thought weren't proper [G] could be right in [G7] time
 and can you [C] see which way [Bb] we should turn, together or a [C]-lone
 I can [Bb] never see what's right and what is [D] wrong [D][D][D]
 will it take too long to see

[G] Amie, [F] what you wanna [C] do? [G] I think, [F] I could stay with
 [C] you For a [Am] while maybe [Am7] longer if I [D] do [D][D][D] [DHOLD]

[G][GHOLD][G] [F][F]][C][C] [G][GHOLD][G] [F][F]][C][C]

[G] Now its come to [F] what you want you've [G] had your way [F][F][C][C]
 [G] all the things you [F] thought before just [G] faded into [G7] gray and can
 you [C] see that I [Bb] don't know if its you or if its [C] me If its [Bb] one of us I'm
 sure we both will [D] see, [D][D][D] won't you look at me and tell me

[G] Amie, [F] what you wanna [C] do? [G] I think, [F] I could stay with
 [C] you For a [Am] while maybe [Am7] longer if I [D] do [D][D][D]

[G] Amie, [F] what you wanna [C] do? [G] I think, [F] I could stay with
 [C] you For a [Am] while maybe [Am7] longer if I [D] do [D][D][D]

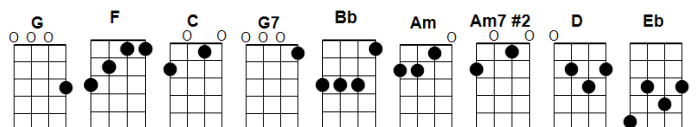
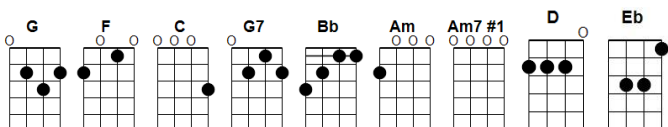
FINGERPICK

[G] fallin' in and out of [F] love with [C] you [G] Fallin' in and out of [F] love
 with [C] you [G] Don't know what I'm gonna [F] do-oo-[C]-oo

[G] fallin' in and out of [C] love, with [Eb] you [D7][D7][D7][D7] [GSTRUM]

GCEA TUNING

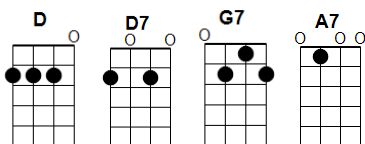
BARI TUNING



Blue Suede Shoes- Elvis Presley Arr. Pete McCarty

Well it's a **[DSTOP]** one for the money, **[DSTOP]** two for the show
[DSTOP] Three to get ready, now **[D7]** go cat go
 But **[G7]** don't you step on my blue suede **[D]** shoes**[D][D][D] [D][D][D]**
 You can **[A7]** do anything but lay **[G7]** off of my blue
 suede **[D]** shoes **[D][D][D] [A7][A7][A7HOLD]**
 Well you can **[DSTOP]** knock me down, **[DSTOP]** step in my face
[DSTOP] Slander my name all **[DSTOP]** over the place
 And **[DSTOP]** do anything that you **[DSTOP]** want to do
 But **[D]** ah ah honey lay **[D7]** off of my shoes
 And **[G7]** don't you step on my blue suede **[D]** shoes
 You can **[A7]** do anything but lay **[G7]** off of my
 blue suede **[D]** shoes **[D][D][D] [A7][A7]**
[D][D][D][D] [G7][G7][G7][G7] [D][D][D][D]
[A7][A7][A7][A7] [A7HOLD]
 Well you can **[DSTOP]** burn my house, **[DSTOP]** steal my car
[DSTOP] Drink my liquor from an **[DSTOP]** old fruit jar
 And **[DSTOP]** do anything that you **[DSTOP]** want to do
 But **[D]** ah ah honey lay **[D7]** off of my shoes
 And **[G7]** don't you step on my blue suede **[D]** shoes
 You can **[A7]** do anything but lay **[G7]** off of my blue
 blue suede **[D]** shoes **[D][D][D] [A7][A7]**
[D][D][D][D] [G7][G7][G7][G7] [D][D][D][D]
[A7][A7][A7][A7] [A7HOLD]
 Well it's a **[DSTOP]** one for the money, **[DSTOP]** two for the show
[DSTOP] Three to get ready, now **[D7]** go cat go
 But **[G7]** don't you step on my blue suede **[D]** shoes
 You can **[A7]** do anything but lay **[G7]** off of my blue suede
[D] shoes**[D][D][D] [D][D][D]**
 Well it's Blue blue, blue suede shoes--Blue blue, blue suede **[D7]** shoes
[G7] Blue blue, blue suede shoes, baby **[D]** Blue blue, blue suede shoes
 You can **[A7]** do anything but lay **[G7]** off of my
 blue suede **[D]** shoes **[D][D][D][DHOLD] [DSTOP]**

GCEA TUNING

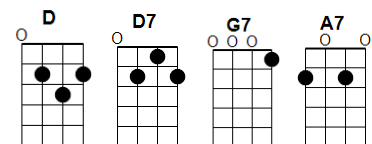


'v'

Is one

Down strum

BARITUNING



Everyday – Buddy Holly Arr. Pete McCarty

[D][D][D][D]

[D] Every day, **[G]** it's a-getting **[A]** closer, **[D]** going faster **[G]** than a roller **[A]** coaster **[D]** love like yours will **[G]** surely **[A]** come my **[D]** way, ah hey **[G]** ah hey **[A7]** hey.

[D] Every day, **[G]** it's a getting **[A]** faster **[D]** every one said **[G]** go ahead and **[A]** ask her **[D]** love like yours will **[G]** surely **[A]** come my **[D]** way, ah hey **[G]** ah hey **[A7]** hey

[G] Every day, seems a little longer
[C] every way, love's a little stronger
[F] come what may, do you ever long for
[Bb] true love from **[A7]** me.

[D] Every day, **[G]** it's a-getting **[A]** closer, **[D]** going faster **[G]** than a roller **[A]** coaster **[D]** love like yours will **[G]** surely **[A]** come my **[D]** way, ah hey **[G]** ah hey **[A7]** hey.

NO SING- KAZOO OR HUM

[D] Every day, **[G]** it's a-getting **[A]** closer, **[D]** going faster **[G]** than a roller **[A]** coaster **[D]** love like yours will **[G]** surely **[A]** come my **[D]** way, ah hey **[G]** ah hey **[A7]** hey.

[D] Every day, **[G]** it's a-getting **[A]** closer, **[D]** going faster **[G]** than a roller **[A]** coaster **[D]** love like yours will **[G]** surely **[A]** come my **[D]** way, ah hey **[G]** ah hey **[A7]** hey.

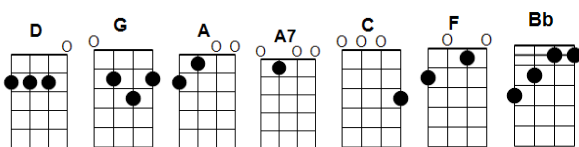
SING!

[G] Every day, seems a little longer
[C] every way, love's a little stronger
[F] come what may, do you ever long for
[Bb] true love from **[A7]** me.

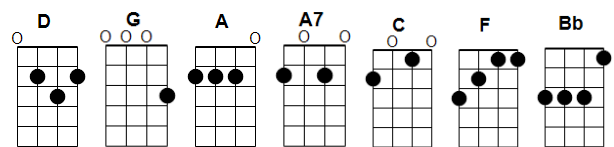
[D] Every day, **[G]** it's a-getting **[A]** closer, **[D]** going faster **[G]** than a roller **[A]** coaster **[D]** love like yours will **[G]** surely **[A]** come my **[D]** way, ah hey **[G]** ah hey **[A7]** hey.

[D] Love like yours will **[G]** surely **[A]** come my **[D]** way **[D][D][DHOLD]**

GCEA TUNING



BARI TUNING



Great Balls of Fire- Jerry Lee Lewis Arr. Pete McCarty

[Dv][Dv][Dv][DvSTOP] You shake my nerves and you rattle my brain
 [G7v][G7v][G7v][G7vSTOP] Too much love drives a man insane
 [A7v][A7v][A7v][AvSTOP] You broke my will
 [Gv][Gv][Gv][GvSTOP] But what a thrill
 [Dv][Dv][Dv][DvSTOP] Goodness, gracious, great balls of fire

[D] I laughed at love 'cause I thought it was funny
 [G7] You came along and moved me honey
 [A7] I've changed my mind, [G] this love is fine
 [DSTOP] Goodness, gracious, great balls of fire
 [G] Kiss me baby, OOOOOO [D] it feels good [G] Hold me baby[G][G][G]
 [A7vSTOP] I want to love you like a lover should,
 [A7v][A7v][A7v][A7vSTOP] You're fine, [A7v][A7v][A7v][A7vSTOP] so
 kind, [A7v][A7v][A7v][A7vSTOP] I want to tell the world that your
 [A7] mine, mine, mine, mine!

[D] I chew my nails and I twiddle my thumbs
 [G7] I'm real nervous, but it sure is fun
 [A7] OH baby
 [G] Drive me crazy
 [DSTOP] Goodness, gracious, great balls of fire!!

NO SING!!!

[D]You shake my nerves and you rattle my brain
 [G7] Too much love drives a man insane
 [A] You broke my will
 [G] But what a thrill
 [D] Goodness, gracious, great balls of fire!!

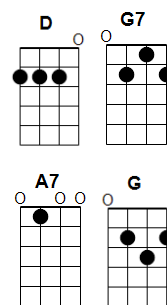
SING!!!

[G] Kiss me baby, OOOOOO [D] it feels good [G] Hold me baby[G][G][G]
 [A7vSTOP] I want to love you like a lover should,
 [A7v][A7v][A7v][A7vSTOP] You're fine, [A7v][A7v][A7v][A7vSTOP] so
 kind, [A7v][A7v][A7v][A7vSTOP] I want to tell the world that your
 [A7] mine, mine, mine, mine!

[D] I chew my nails and I twiddle my thumbs
 [G7] I'm real nervous, but it sure is fun
 [A7] OH baby
 [G] Drive me crazy
 [DSTOP] Goodness, gracious, great balls of fire!! [Dv][Dv][Dv][DvSTOP]

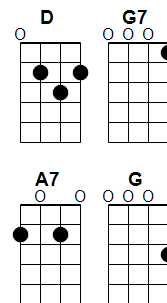
GCEA

TUNING



BARI

TUNING



"v" = One
Downstrum

Hey Baby – Bruce Channel Arr. Pete McCarty

‘Key of C’

[C][C] [Am][Am] [F][F] [G][G] [C][C] [Am][Am] [F][F] [G][G]

[C] Hey-[Am]-ey [F][F] [G] Hey-ey [C] baby [Am][Am] [F][F]

**[G] I wanna [C] kno-o-[Am]-ow [F] if you will [G] be my [C] girl [Am][Am]
[F][F] [G][G] [C] Hey-[Am]-ey [F][F] [G] Hey-ey [C] baby [Am][Am] [F][F]
[G] I wanna [C] kno-o-[Am]-ow [F] if you will [G] be my [C] girl [Am][Am]
[F][F] [G][G]**

**[F] When I saw you walking down the street [C] I said that's the kind of gal
I'd like to meet [F] she's so purdy, Lord she's fine [G] I'm gonna make her
mine all mine.**

[C] Hey-[Am]-ey [F][F] [G] Hey-ey [C] baby [Am][Am] [F][F]

**[G] I wanna [C] kno-o-[Am]-ow [F] if you will [G] be my [C] girl [Am][Am]
[F][F] [G][G]**

**[A] When you turned and walked away [D] that's when, I want to say [G]
Come on baby give me a whirl [CHOLD] I wanna know if you will be my girl**

[C] Hey-[Am]-ey [F][F] [G] Hey-ey [C] baby [Am][Am] [F][F]

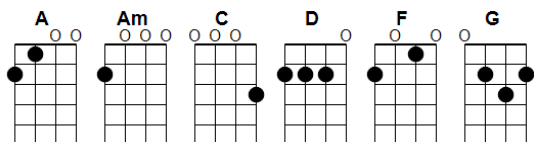
**[G] I wanna [C] kno-o-[Am]-ow [F] if you will [G] be my [C] girl [Am][Am]
[F][F] [G][G]**

**[A] When you turned and walked away [D] that's when, I want to say [G]
Come on baby give me a whirl [CHOLD] I wanna know if you will be my girl**

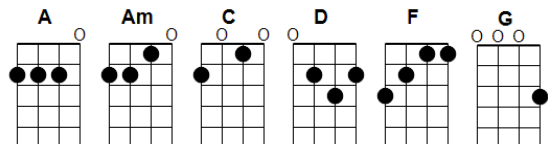
[C] Hey-[Am]-ey [F][F] [G] Hey-ey [C] baby [Am][Am] [F][F]

**[G] I wanna [C] kno-o-[Am]-ow [F] if you will [G] be my [C] girl [Am][Am]
[F][F] [G][G] [C] Hey-[Am]-ey [F][F] [G] Hey-ey [C] baby [Am][Am] [F][F]
[G] I wanna [C] kno-o-[Am]-ow [F] if you will [G] be my [C] girl [Am][Am]
[F] If you will [G] be my [C] girl [Am][Am] [F] If you will [G] be my [C] girl
[Am][Am] [F] If you will [G] be my [C] girl [C][C][CHOLD]**

GCEA TUNING



BARI TUNING



House of the Rising Sun – The Animals Arr. Pete McCarty

[Am][Am] [C][C] [D][D] [F][F] [Am][Am] [E7][E7] [Am][Am] [E7][E7]

There [Am] is a [C] house in [D] New Or [F]-leans
 they [Am] call the [C] Rising [E7] Sun [E7][E7][E7]
 and it's [Am] been the [C] ruin of [D] many a poor [F] boy
 and [Am] God I [E7] know I'm [Am] one

[C][C] [D][D] [F][F] [Am][Am] [E7][E7] [Am][Am] [E7][E7]

My [Am] mother [C] was a [D] tailor [F][F]
 she [Am] sewed my [C] new blue [E7] jeans [E7][E7][E7]
 my [Am] father [C] was a [D] gambling [F] man
 [Am] down in [E7] New Or [Am]-leans

[C][C] [D][D] [F][F] [Am][Am] [E7][E7] [Am][Am] [E7][E7]

Now the [Am] only [C] thing a [D] gambler [F] needs
 is a [Am] suitcase [C] and a [E7] trunk [E7][E7][E7]
 and the [Am] only [C] time he's [D] satis [F]-fied
 is [Am] when he's [E7] all a [Am] drunk

[C][C] [D][D] [F][F] [Am][Am] [E7][E7] [Am][Am] [E7][E7]

Oh [Am] mother [C] tell your chil [D]-dren [F][F]
 not to [Am] do what [C] I have [E7] done [E7][E7][E7]
 [Am] spend your [C] lives in [D] sin and mise [F]-ry
 in the [Am] house of the [E7] Rising [Am] Sun

[C][C] [D][D] [F][F] [Am][Am] [E7][E7] [Am][Am] [E7][E7]

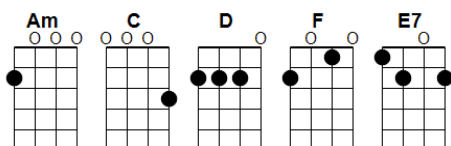
Well I got [Am] one foot [C] on the [D] platform [F][F]
 and the [Am] other [C] foot on the [E7] train [E7][E7][E7]
 I'm [Am] going [C] back to [D] New Or [F]-leans
 to [Am] wear that [E7] ball and [Am] chain

[C][C] [D][D] [F][F] [Am][Am] [E7][E7] [Am][Am] [E7][E7]

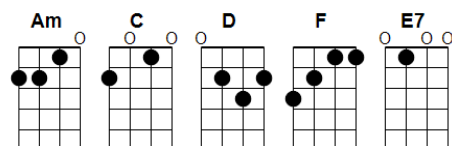
There [Am] is a [C] house in [D] New Or [F]-leans
 they [Am] call the [C] Rising [E7] Sun [E7][E7][E7]
 and it's [Am] been the [C] ruin of [D] many a poor [F] boy
 and [Am] God I [E7] know I'm [Am] one

[C][C] [D][D] [F][F] [Am][Am] [E7][E7] [AmHOLD]

GCEA TUNING



BARI TUNING



Hit the Road Jack – Percy Mayfield Arr. Pete McCarty

[W] = WOMEN [M] = MEN

[Am][Am] [G][G] [F][F] [E7][E7] [Am][Am] [G][G] [F][F] [E7][E7]
 [Am][Am] [G][G] [F][F] [E7][E7] [Am][Am] [G][G] [F][F] [E7][E7]

[W] - Hit the [Am] road [G] Jack and [F] don't you come [E7] back no
 [Am] more no [G] more no [F] more no [E7] more
 hit the [Am] road [G] Jack and [F] don't you come [E7] back no [Am] more [G]
 [M] - [F] what you [E7] say?

[W] - hit the [Am] road [G] Jack and [F] don't you come [E7] back no
 [Am] more no [G] more no [F] more no [E7] more
 hit [Am] the road [G] Jack and [F] don't you come [E7] back no [Am] more
 [G][G] [F][F] [E7]

[M] - Whoa [Am] woman oh [G] woman don't [F] treat me so [E7] mean!
 you're the [Am] meanest ole [G] woman that I've [F] ever [E7] seen
 I [Am] guess if [G] you say [F] so.. [E7]
 I better [Am] have to pack my [G] things and [F] go [W] – [That's [E7] right!]

[W] - Hit the [Am] road [G] Jack and [F] don't you come [E7] back no
 [Am] more no [G] more no [F] more no [E7] more
 hit the [Am] road [G] Jack and [F] don't you come [E7] back no [Am] more [G]
 [M] - [F] what you [E7] say?

[W] - hit the [Am] road [G] Jack and [F] don't you come [E7] back no
 [Am] more no [G] more no [F] more no [E7] more
 hit [Am] the road [G] Jack and [F] don't you come [E7] back no [Am] more
 [G][G] [F][F] [E7]

[M] - Now [Am] baby listen [G] baby don't [F] treat me this [E7] way
 For [Am] I'll be [G] back on my [F] feet some [E7] day

[W] - Don't [Am] care if you [G] do cause it's [F] under [E7]-stood,
 You ain't [Am] got no [G] money an you're [F] just no [E7] good

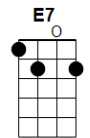
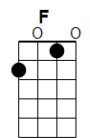
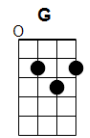
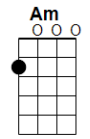
[M] - Well I [Am] guess if [G] you say [F] so [E7]
 I better [Am] have to pack my [G] things and [F] go [W] – [That's [E7] right!]

[W] - Hit the [Am] road [G] Jack and [F] don't you come [E7] back no
 [Am] more no [G] more no [F] more no [E7] more
 hit the [Am] road [G] Jack and [F] don't you come [E7] back no [Am] more [G]
 [M] - [F] what you [E7] say?

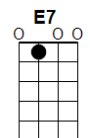
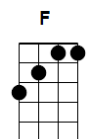
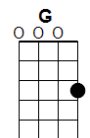
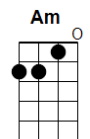
[W] - hit the [Am] road [G] Jack and [F] don't you come [E7] back no
 [Am] more no [G] more no [F] more no [E7] more
 hit [Am] the road [G] Jack and [F] don't you come [E7] back no [Am] more
 [G][G]

[F] Don't you come [E7] back no [Am] more [G][G]
 [F] Don't you come [E7] back no [Am] more [G][G]
 [F] Don't you come [E7] back no [Am] more [AmHOLD]

GCEA TUNING



BARI TUNING



Ob-La-Di, Ob-La-Da – The Beatles Arr. Pete McCarty

[C] Desmond has a barrow in the [G] market place.

[G7] Molly is the singer in a [C] band.

Desmond says to [C7] Molly, "Girl, I [F] like your face"

And Molly [C] says this as she [G7] takes him by the [C] hand [C][C]

Ob-la-di,Ob-la-da, life goes [G] on, [Am] bra,

[C] La la how that [G7] life goes [C] on [C][C]

Ob-la-di,Ob-la-da, life goes [G] on, [Am] bra,

[C] La la how that [G7] life goes [C] on [C][C]

Desmond takes a trolley to the [G] jeweler's store

[G7] Buys a twenty carat golden [C] ring (ring)

Takes it back to [C7] Molly waiting [F] at the door,

And as he [C] gives it to her [G7] she begins to [C] sing (sing) [C][C]

Ob-la-di,Ob-la-da, life goes [G] on, [Am] bra,

[C] La la how that [G7] life goes [C] on [C][C]

Ob-la-di,Ob-la-da, life goes [G] on, [Am] bra,

[C] La la how that [G7] life goes [C] on [C][C]

[F] In a couple of years they have built a home sweet [C] home [C][C][C]

[F] With a couple of kids running in the yard

Of [C] Desmond and Molly [G7] Jones [G7]

[C] Happy ever after in the [G] market place

[G7] Desmond lets the children lend a [C] hand

Molly stays at [C7] home and does her [F] pretty face

And in the [C] evening she still [G7] sings it with the [C] band, yeah!

Ob-la-di,Ob-la-da, life goes [G] on, [Am] bra,

[C] La la how that [G7] life goes [C] on [C][C]

Ob-la-di,Ob-la-da, life goes [G] on, [Am] bra,

[C] La la how that [G7] life goes [C] on [C][C]

[F] In a couple of years they have built a home sweet [C] home [C][C][C]

[F] With a couple of kids running in the yard

Of [C] Desmond and Molly [G7] Jones [G7]

[C] Happy ever after in the [G] market place

[G7] Molly lets the children lend a [C] hand

Desmond stays at [C7] home and does his [F] pretty face

And in the [C] evening she's a [G7] singer with the [C] band, yeah!

Ob-la-di,Ob-la-da, life goes [G] on, [Am] bra,

[C] La la how that [G7] life goes [C] on [C][C]

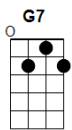
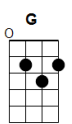
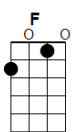
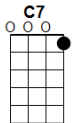
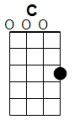
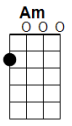
Ob-la-di,Ob-la-da, life goes [G] on, [Am] bra,

[C] La la how that [G7] life goes [C] on [C][C]

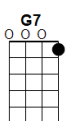
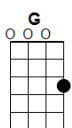
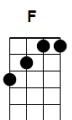
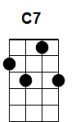
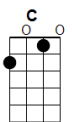
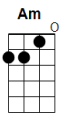
[C] La la how that [G7] life goes [C] on [C][C]

[C] La la how that [G7] life goes [C] on [C][C][CHOLD]

GCEA TUNING



BARI TUNING



What do you do with a Drunken Sailor?

Arr. Pete McCarty & The Central Ukulele Players

[Dm] What should we do with the drunken sailor?

[C] What should we do with the drunken sailor?

[Dm] What should we do with the drunken sailor?

[C] Ear'ly in the [Dm] morning

[Dm] Hoo-ray and up she rises, [C] hoo-ray and up she rises

[Dm] Hoo-ray and up she rises, [C] Ear'ly in the [Dm] morning

Put him in the long boat till he's sober,

[C] Put him in the long boat till he's sober

[Dm] Put him in the long boat till he's sober,

[C] Ear'ly in the [Dm] morning

[Dm] Hoo-ray and up she rises, [C] hoo-ray and up she rises

[Dm] Hoo-ray and up she rises, [C] Ear'ly in the [Dm] morning

Put him in the scuppers with a hosepipe on him,

[C] Put him in the scuppers with a hosepipe on him

[Dm] Put him in the scuppers with a hosepipe on him,

[C] Ear'ly in the [Dm] morning

[Dm] Hoo-ray and up she rises, [C] hoo-ray and up she rises

[Dm] Hoo-ray and up she rises, [C] Ear'ly in the [Dm] morning

Dunk him in the Tyne until he's sober,

[C] Dunk him in the Tyne until he's sober,

[Dm] Dunk him in the Tyne until he's sober,

[C] Ear'ly in the [Dm] morning

[Dm] Hoo-ray and up she rises, [C] hoo-ray and up she rises

[Dm] Hoo-ray and up she rises, [C] Ear'ly in the [Dm] morning

Play the Ukelele til he jumps over,

[C] Play the Ukelele til he jumps over

[Dm] Play the Ukelele til he jumps over,

[C] Ear'ly in the [Dm] morning

[Dm] Hoo-ray and up she rises, [C] hoo-ray and up she rises

[Dm] Hoo-ray and up she rises, [C] Ear'ly in the [Dm] morning

That's what we do with the drunken sailor,

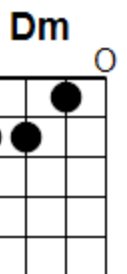
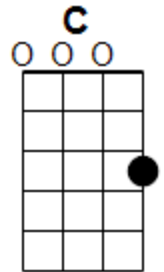
[C] That's what we do with the drunken sailor

[Dm] That's what we do with the drunken sailor,

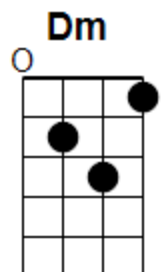
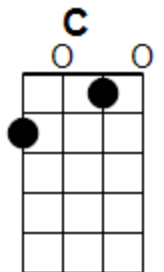
[C] Ear'ly in the [Dm] morning! [DmSTOP]

Start slowly and
go faster as you
start each verse

GCEA
TUNING



BARI TUNING



Sing a Song – Sesame Street Arr. Pete McCarty

[G] La la la la-la, la la la la la-la

[D7] La la la la la la la [D7]

[G] La la la la-la, la la la la la-la

[D7] La la la la la la la [D7]

[G] Sing [G][G] sing a [Am] song [Am][Am] sing out [G] loud [G][G] sing out [F] strong [F][F][F] [C] sing of good things not [G] bad [G][G][G] [Em] Sing of happy not [Am] sad [D7][D7]

[G] Sing [G][G] sing a [Am] song [Am][Am] make it [G] simple to last your whole life [F] long [F][F][F] don't [C] worry that it's not

[B7] good enough for [Em] anyone else to hear just [Am] sing,

[D7] sing a [G] song [G][G][G]

[G] La la la la-la, la la la la la-la

[D7] La la la la la la la [D7]

[G] La la la la-la, la la la la la-la

[D7] La la la la la la la [D7]

[G] Sing [G][G] sing a [Am] song [Am][Am] Let the [G] world [G][G] sing a [F]-long [F][F][F] [C] Sing of love there could [G] be [G][G][G]

[Em] Sing for you and for [Am] me [D7][D7]

[G] Sing [G][G] sing a [Am] song [Am][Am] make it [G] simple to last your whole life [F] long [F][F][F] don't [C] worry that it's not

[B7] good enough for [Em] anyone else to hear just [Am] sing,

[D7] sing a [G] song [G][G][G] just [Am] sing [D7] sing a [G] song [G][G][G]

REPEAT AND FADE OUT

[G] La la la la-la, la la la la la-la

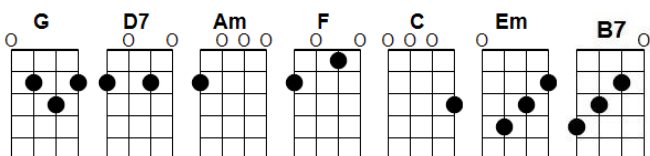
[D7] La la la la la la la [D7]

[G] La la la la-la, la la la la la-la

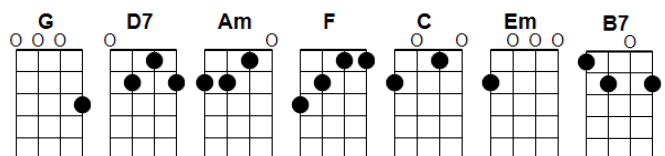
[D7] La la la la la la la [D7]

END ON [GHOLD]

GCEA TUNING



BARI TUNING



Put a Little Love in Your Heart -Jackie Deshannon Arr. Pete McCarty

[D][D][D][D] [D][D][D][D]

Think of your fellow man; lend him a helping hand,

[G] put a little love in your **[D]** heart **[D][D][D]**

you see it's getting late, oh, please don't hesitate,

[G] put a little love in your **[D]** heart **[D][D]**

and the world **[D][D]** will be a **[A]** better place,

and the **[D]** world **[D][D]** will be a **[A]** better place,

for you **[A][A]** and me **[A][A]** you just wait **[A][A]** and see **[A][A][A]**

[D] Another day goes by and still the children cry

[G] put a little love in your **[D]** heart **[D][D][D]**

If you want the world to know we won't let hatred grow

[G] put a little love in your **[D]** heart **[D][D]**

and the world **[D][D]** will be a **[A]** better place,

and the **[D]** world **[D][D]** will be a **[A]** better place,

for you **[A][A]** and me **[A][A]** you just wait **[A][A]** and see **[A][A][A]**

[D] Take a good look around and if you looking down

[G] put a little love in your **[D]** heart **[D][D][D]**

I hope when you decide kindness will be your guide

[G] put a little love in your **[D]** heart **[D][D]**

and the world **[D][D]** will be a **[A]** better place,

and the **[D]** world **[D][D]** will be a **[A]** better place,

for you **[A][A]** and me **[A][A]** you just wait **[A][A]** and see **[A][A][A]**

[G] Put a little love in your **[D]** heart **[D][D][D]**

[G] Put a little love in your **[D]** heart **[D][D]**

and the world **[D][D]** will be a **[A]** better place,

and the **[D]** world **[D][D]** will be a **[A]** better place,

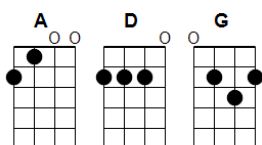
for you **[A][A]** and me **[A][A]** you just wait **[A][A]** and see **[A][A][A]**

[G] Put a little love in your **[D]** heart **[D][D][D]**

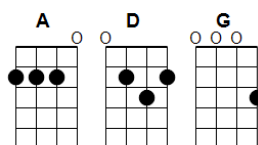
[G] Put a little love in your **[D]** heart **[D][D][D]**

[G] Put a little love in your **[DHOLD]** heart

GCEA TUNING



BARI TUNING



Kansas City - Leiber & Stoller Arr. Pete McCarty

[G][G][G][G] [G][G][G]

I'm going to Kansas City, Kansas City here I come **[G][G][G] [G][G][G]**

I'm **[C]** going to Kansas City, Kansas City here I **[G]** come **[G][G][G] [G][G][G]**

They got some **[D7]** crazy little women there and **[C]** I'm a gonna
get me **[G]** one **[G][G][G] [G][G][G]**

I'll be standing on the corner of twelfth Street and Vine **[G][G][G] [G][G][G]**

I'll be **[C]** standing on the corner of twelfth and **[G]** Vine **[G][G][G] [G][G][G]**

With my **[D7]** Kansas City baby and **[C]** boy she's really
[G] fine **[G][G][G] [G][G][G]**

I **[GHOLD]** might take a train I **[GHOLD]** might take a plane

[G] But if I have to walk I'm gonna get there just the same

I'm **[C]** going to Kansas City-Kansas City here I **[G]** come **[G][G][G] [G][G][G]**

They got some **[D7]** crazy little women there and **[C]** I'm a gonna
get me **[G]** one **[G][G][G] [G][G][G]**

[GHOLD] One and one is two, **[GHOLD]** two and two is four

[G] I'm goin to Kansas City and I can't wait no more!

I'm **[C]** going to Kansas City-Kansas City here I **[G]** come **[G][G][G] [G][G][G]**

They got some **[D7]** crazy little women there and **[C]** I'm a gonna
get me **[G]** one **[G][G][G] [G][G][G]**

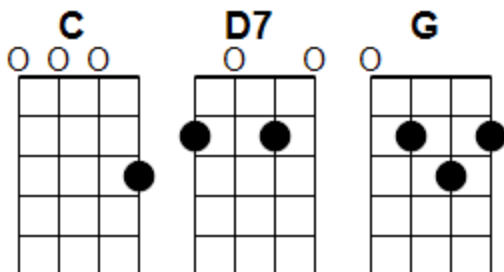
[GHOLD] two and two is four, **[GHOLD]** four and four is eight

[G] I'm goin to Kansas City and I can't BE LATE!

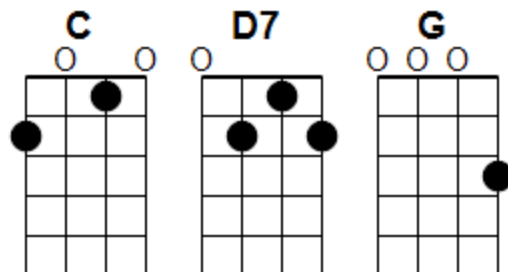
I'm **[C]** going to Kansas City-Kansas City here I **[G]** come **[G][G][G] [G][G][G]**

They got some **[D7]** crazy little women there and **[C]** I'm a gonna
get me **[G]** one **[G][G][G] [G][G][G]** They got some **[D7]** crazy little women
there and **[C]** I'm a gonna get me **[G]** one **[G][G][G] [G][G][GHOLD]**

GCEA TUNING



BARI TUNING



Just a Bowl of Butterbeans [just a closer walk] - Colivin Arr. Pete McCarty

INTRO- KAZOO

[G][G][G][G] Just a bowl of butter [D7] beans [D7][D7][D7]

pass the cornbread, if you [G] please [G][G][G]

[G7] I don't want no collard [C] greens [C][C]

all I [G] want is a [D7] bowl of butter [G] beans [G][G][G]

SING!

Just a bowl of butter [D7] beans [D7][D7][D7]

pass the cornbread, if you [G] please [G][G][G]

[G7] I don't want no collard [C] greens [C][C]

all I [G] want is a [D7] bowl of butter [G] beans [G][G][G]

Just a piece of country [D7] ham [D7][D7][D7]

pass the butter, and the [G] jam [G][G][G]

[G7] pass the biscuits if you [C] please [C][C]

and some [G] more of them [D7] good Ole butter [G] beans [G][G][G]

Bread and gravy is all [D7] right [D7][D7][D7]

turnip sandwich a dee [G]-light [G][G][G]

[G7] but my children all still [C] scream [C][C]

for a [G]-nother [D7] bowl of butter [G]-beans [G][G][G]

When they lay my bones to [D7] rest [D7][D7][D7]

place a rose upon my [G] chest [G][G][G]

[G7] plant no blooming ever [C] greens [C][C]

all I [G] want is a [D7] bowl of butter [G]-beans [G][G][G]

Just a bowl of butter [D7] beans [D7][D7][D7]

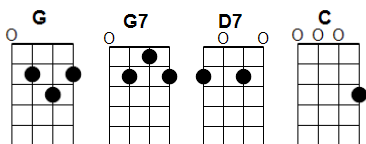
pass the cornbread, if you [G] please [G][G][G]

[G7] I don't want no collard [C] greens [C][C]

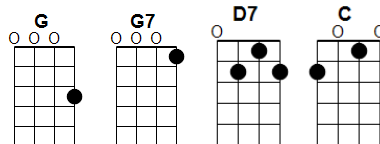
all I [G] want is a [D7] bowl of butter [G] beans [G][G][G]

all I want is a [D7] bowl of butter [G] beans [G][G][G]

GCEA TUNING



BARI TUNING



Wayfaring Stranger – Johnny Cash

Arr. Jeremy Roberts, Rodney Phillips, and Pete McCarty

[Em][Em][Em][Em] [Em][Em][Em][Em] [Am][Am][Am][Am] [Em][Em][EmSTOP]

I'm just a [Em] poor wayfarin stranger

travelin [Am] thru this world be [Em]-low [Em][Em][EmSTOP]

There aint no [Em] sickness, toil, or danger

In this bright [Am] land to which I [Em] go [Em][Em][EmSTOP]

I'm going [C] there to see my [G] Father

he said he'd [C] meet me when I [B7] go [B7][B7][B7STOP]

I'll just be [Em] going over Jordan

I'll just be [Am] going over [Em] home [Em][Em][EmSTOP]

[Em][Em][Em][Em] [Em][Em][Em][Em] [Am][Am][Am][Am] [Em][Em][EmSTOP]

I know dark [Em] clouds gonna gather 'round me,

I know my [Am] way will be rough and [Em] steep[Em][Em][EmSTOP]

but beauteous [Em] fields lie before me

Where God's re [Am]-deemed their vigils [Em] keep[Em][Em][EmSTOP]

I'm going [C] there to see my [G] mother

She said she'd [C] meet me when I [B7] come [B7][B7][B7STOP]

I'll just be [Em] going over Jordan

I'll just be [Am] going over [Em] home [Em][Em][EmSTOP]

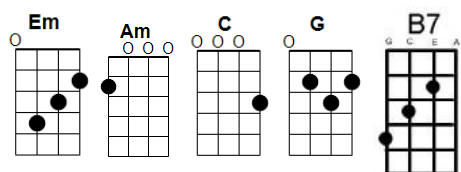
I'll just be [Em] going over Jordan

I'll just be [Am] going over [Em] home [Em][Em][EmSTOP]

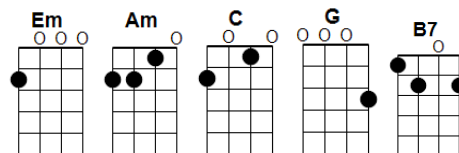
I'll just be [Em] going over Jordan

I'll just be [Am] going over [Em] home [Em][Em][EmSTOP]

GCEA TUNING



BARI TUNING



With a Little Help From My Friends – Lennon and McCartney

Arr. Tony Fant & Pete McCarty

[Eb6][Eb6][Eb6][Eb6] [F6][F6][F6][F6] [G][G]
[Gmaj7][Gmaj7] [Em][Em] [Gmaj7][Gmaj7]

[G] What would you [Bm] think if I [Am] sang out of tune,
would you [Am7] stand up and [D7] walk out on [G] me?
lend me your [Bm] ears and I'll [Am] sing you a song
and I'll [Am7] try not to [D7] sing out of [G] key.

Oh, I get [F] by with a little [C] help from my [G] friends
mm, I get [F] high with a little [C] help from my [G] friends
mm, gonna [F] try with a little [C] help from my [G] friends
[G][G][G]

What do I [Bm] do when my [Am] love is away?
does it [Am7] worry you to [D7] be [G] alone?
how do I [Bm] feel by the [Am] end of the day?
are you [Am7] sad because you're [D7] on your [G] own?

No, I get [F] by with a little [C] help from my [G] friends
mm, I get [F] high with a little [C] help from my [G] friends
mm, gonna [F] try with a little [C] help from my [G] friends

[Bm] Do [D] you [Em] need any [A7] body
I [G] need some [F] body to [C] love
[Bm] could [D] it [Em] be any [A7] body
I [G] want some [F] body to [C] love [C][C][C]

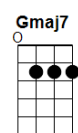
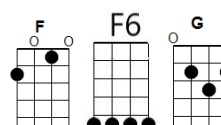
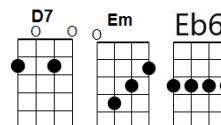
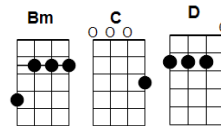
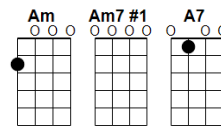
[G] Would you be [Bm]-lieve in a [Am] love at first sight?
yes, I'm [Am7] certain that it [D7] happens all the [G] time
what do you [Bm] see when you [Am] turn out the light?
I can't [Am7] tell you but I [D7] know it's [G] mine,

Oh, I get [F] by with a little [C] help from my [G] friends
mm, I get [F] high with a little [C] help from my [G] friends
mm, gonna [F] try with a little [C] help from my [G] friends

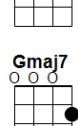
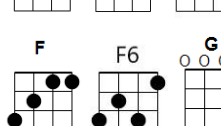
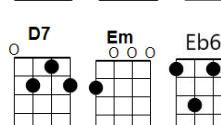
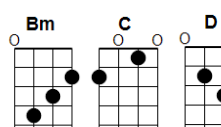
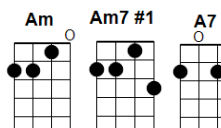
[Bm] Do [D] you [Em] need any [A7] body
I [G] need some [F] body to [C] love
[Bm] could [D] it [Em] be any [A7] body
I [G] want some [F] body to [C] love.

Oh, I get [F] by with a little [C] help from my [G] friends
mm, gonna [F] try with a little [C] help from my [G] friends
mm, I get [F] high with a little [C] help from my [G] friends
Yes, I get [F] by with a little help from my [C] friends
with a little help from my [Eb6] friends [Eb6][Eb6][Eb6]
[F6][F6][F6][F6] [GHOLD]

GCEA TUNING



BARI TUNING



Ghost Ukers in the Sky – Arr. Charles Umiker and Pete McCarty

[Am][Am][Am][Am] [Am][Am][Am][Am]

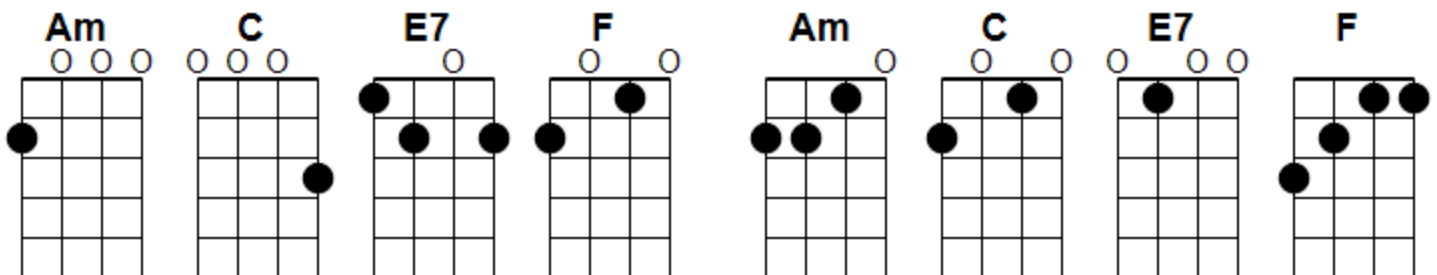
An old man playing uke was out one [C] dark and windy day [C][C][C]
 [Am] upon a ridge he rested as [C] he began to [E7] play [E7][E7]E7
 when [Am] all at once a ghostly group of old ukers he saw
 [F] playing through the ragged skies [F][F][F] and [Am] up a cloudy draw [Am][Am][Am]
 cum-by [C] yahhhh, cum-by [Am] yahhh-ahhh [F] ghost ukers in the [Am] sky
 [Am][Am][Am]

Their ukers were all on fire and their [C] strings were made of steel [C][C][C]
 their [Am] kazoos were black and shiny and their [C] hot breath he could [E7] feel
 [E7][E7]E7 a [Am] bolt of fear went through him as they thundered through the sky
 [F] For he saw the ukers coming hard [F][F][F] and he [Am] heard their mournful cry
 [Am][Am][Am] cum-by [C] yahhhh, cum-by [Am] yahhh-ahhh [F] ghost ukers in the [Am]
 sky [Am][Am][Am]

Their faces gaunt, their eyes were blurred and [C] hawiiian shirts soaked with sweat
 [C][C][C] their [Am] playin hard across that sky and [C] they'll keep on playing [E7] yet
 [E7][E7]E7 cause [Am] they've got to play forever on that range up in the sky
 on [F] ukers of blazing fire [F][F][F] you can [Am] hear their mournful cry [Am][Am][Am]
 As the ukers played on by him he [C] heard one call his name [C][C][C]
 if you [Am] want to save your soul from hell ah [C] playin on our [E7] range [E7][E7]E7
 then [Am] uker change your ways today or with us you will fly
 [F] playing with our ghostly crew [F][F][F] [Am] across these endless skies [Am][Am][Am]
 cum-by [C] yahhhh, cum-by [Am] yahhh-ahhh [F] ghost ukers in the [Am] sky
 [F] Ghost ukers in the [Am] sky [Am][Am][Am]
 [F] Ghost ukers in the [Am] sky [Am][Am][AmHOLD]

GCEA TUNING

BARI TUNING



Hooked on a Feeling – Mark James Arr. Pete McCarty

Oogah chuckah-oogah-oogah-oogah chuckah
oogah-oogah-oogah chuckah
oogah-oogah-oogah chuckah
[some continue this until the chorus]

[D] I can't stop this [F#m] feel-ing [D7] deep inside of [G] me.
[Gm] Girl, you just don't [D] realize what you [Em7] do to [A7] me.
When you [D] hold me in your arms so tight,
You let me [Bm7] know, every [D7] things alright, [G] I-I-I [A7]

I'm hooked on a feel [D]-ing, [F#m] I'm high on be [G]-lieving, [A7]
that you're in [D] love with [F#m] me. [Em7][Em7] [A7][A7]

[D] Lips as sweet as [F#m] candy. Their [D7] taste stays on my [G]mind.
[Gm] Girl, you keep me [D] thirsty for a [Em7]-nother cup of [A7]wine.

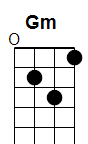
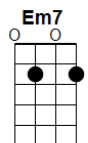
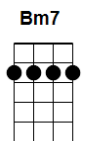
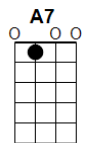
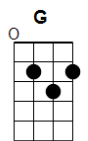
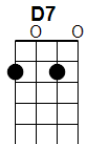
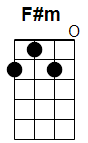
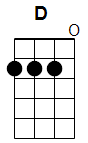
I [D] got it bad for [F#m] you girl, But [D7] I don't need a [G] cure,
[Gm] I'll just stay ad [D]-dicted, and hope I [Em7] can endure [A7]
All the [D] good love, when we're all alone
Keep it up [Bm7] girl, yeah you [D7] turn me on, [G] I-I-I [A7]

I'm hooked on a feel [D]-ing, [F#m] I'm high on be [G]-lieving, [A7]
that you're in [D] love with [F#m] me. [Em7][Em7] [A7][A7]

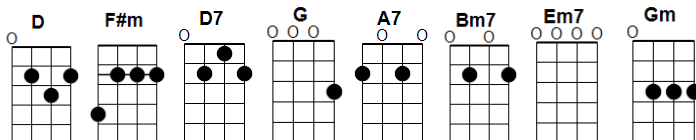
All the [D] good love, when we're all alone
Keep it up [Bm7] girl, yeah you [D7] turn me on, [G] I-I-I [A7]

I'm hooked on a feel [D]-ing, [F#m] I'm high on be [G]-lieving, [A7]
that you're in [D] love with [F#m] me. [Em7][Em7] [A7][A7]
[D][D] [F#m][f#M] [Em7][Em7] [D][D][DHOLD]

GCEA – TUNING



BARI – TUNING



Old Time Rock and Roll – as performed by Bob Seger
Arr. Pete McCarty

Just take those old records [G] off the shelf [G] I'll sit and listen to them [C]
by myself [C] today's music ain't [D] got the same soul [D] I like that old time
[G] rock and roll [D7]

Don't try to take me to a [G] disco [G] you'll never even get me [C] out on
the floor [C] in ten minutes I'll be [D] late for the door [D] I like that old time
[G] rock and roll [D7]

Still like that old time [G] rock and roll, that kind of music just [C] soothes the
soul, I reminisce about the [D] days of old with that old time [G] rock and roll
[D7]

INSTRUMENTAL

Still like that old time [G] rock and roll, that kind of music just [C] soothes the
soul, I reminisce about the [D] days of old with that old time [G] rock and roll
[D7]

SING

Won't go to hear em play a [G] tango [G] I'd rather hear some blues or [C]
funky old soul [C] there's only one sure way to [D] get me to go [D]
start playin' old time [G] rock and roll [D7]

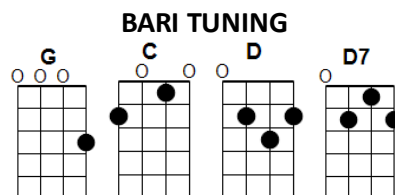
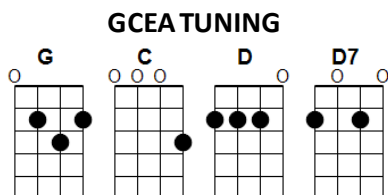
Call me a relic call me [G] what you will [G] say I'm old fashioned say I'm [C]
over the hill [C] today's music ain't [D] got the same soul [D] I like that old
time [G] rock and roll [D7]

Still like that old time [G] rock and roll, that kind of music just [C] soothes the
soul, I reminisce about the [D] days of old with that old time [G] rock and roll
[D7]

Still like that old time [G] rock and roll, that kind of music just [C] soothes the
soul, I reminisce about the [D] days of old with that old time [G] rock and roll
[D7]

NO UKES!

Still like that old time [G] rock and roll, that kind of music just [C] soothes the
soul, I reminisce about the [D] days of old with that old time [G] rock and roll



Runaround Sue – Dion Arr. Pete McCarty

[Ghold] Here's my story, it's sad but true **[Emhold]** it's about a girl that I once knew
[Chold] she took my love and ran around **[Dhold]** with every single guy in town

[G] Hey-hey, woah-oh-oh-oh-oh **[Em]** hey-hey, woah-oh-oh-oh-oh

[C] hey-hey, woah-oh-oh-oh-oh **[D7stop]** hey! Ahhhhhhhhhhhhhhh

[G] hey-hey, woah-oh-oh-oh-oh **[Em]** hey-hey, woah-oh-oh-oh-oh

[C] hey-hey, woah-oh-oh-oh-oh **[D7stop]** hey! Ahhhhhhhhhhhhhhh

[G] I guess I should have known it from the very start

[Em] this girl would leave me with a broken heart

[C] now listen people what I'm telling you **[D]** I keep away from Runaround Sue

[G] her amazing lips and the smile from her face

[Em] the touch of her hand and this girl's warm embrace

[C] so if you don't want to cry like I do **[Dhold]** keep away from Runaround Sue

[G] hey-hey, woah-oh-oh-oh-oh **[Em]** hey-hey, woah-oh-oh-oh-oh

[C] hey-hey, woah-oh-oh-oh-oh **[D7stop]** hey! Ahhhhhhhhhhhhhhh

[C] She likes to travel around **[G]** she'll love you, then put you down

[C] now, people let me put you wise **[D]** she goes out with other guys

[G] and the moral of the story from the guy who knows

[Em] I've been in love and my love still grows

[C] ask any fool that she ever knew they'll say:

[Dstop] "keep away from Runaround Sue"

[G] hey-hey, woah-oh-oh-oh-oh **[Em]** hey-hey, woah-oh-oh-oh-oh

[C] hey-hey, woah-oh-oh-oh-oh **[D7stop]** hey! Ahhhhhhhhhhhhhhh

[C] She likes to travel around **[G]** she'll love you, then put you down

[C] now, people let me put you wise **[D]** she goes out with other guys

[G] and the moral of the story from the guy who knows

[Em] I've been in love and my love still grows

[C] ask any fool that she ever knew they'll say:

[Dstop] "keep away from Runaround Sue"

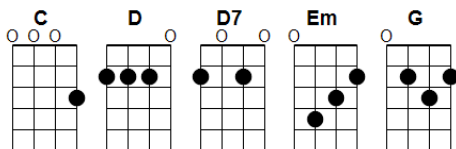
[G] Hey-hey, woah-oh-oh-oh-oh **[Em]** hey-hey, woah-oh-oh-oh-oh

[C] hey-hey, woah-oh-oh-oh-oh **[D7stop]** hey! Ahhhhhhhhhhhhhhh

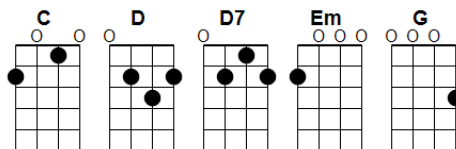
[G] hey-hey, woah-oh-oh-oh-oh **[Em]** hey-hey, woah-oh-oh-oh-oh

[C] hey-hey, woah-oh-oh-oh-oh **[D7stop]** hey! Ahhhhhhhhhhhhhhh **[GSTOP] HEY!**

GCEA TUNING



BARI TUNING



There's Always Tomorrow – Burl Ives Arr. Pete McCarty

[C][C][C] [Am][Am][Am] [F][F][F] [G7][G7][G7]
 [G7][G7][G7] [G7][G7][G7] [C][C][C] [G7][G7]

There's [C] always to [Am]-morrow, for [F] dreams to come [G7] true,
 believe in your dreams come what [C] may. [C][C] [G7][G7]

There's [C] always to [Am]-morrow, with [F] so much to [G7] do,
 And so little time in a [C] day. [C][C] [C7][C7]

We [F] all pretend the [Em] rainbow has an end
 And [Am] you'll be there my friend some [G7]-day. [G7][G7] [G7][G7]

There's [C] always to [Am]-morrow, for [F] dreams to come [G7] true,
 tomorrow is not far [C] away. [C][C] [G7][G7]

INSTRUMENTAL AND HUM

There's [C] always to [Am]-morrow, for [F] dreams to come [G7] true,
 believe in your dreams come what [C] may. [C][C] [G7][G7]

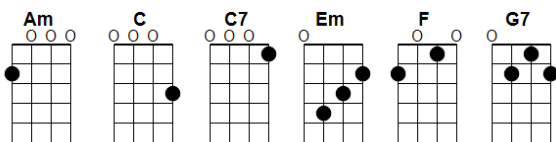
There's [C] always to [Am]-morrow, with [F] so much to [G7] do,
 And so little time in a [C] day. [C][C] [C7][C7]

SING

We [F] all pretend the [Em] rainbow has an end
 And [Am] you'll be there my friend some [G7]-day. [G7][G7] [G7][G7]

There's [C] always to [Am]-morrow, for [F] dreams to come [G7] true,
 tomorrow is not far [C] away. [C][C] [G7][G7]
 tomorrow is not far [C] away. [C][C] [C-STRUM]

GCEA TUNING



BARI TUNING

